



**1300 Sumner Avenue  
Cleveland, Ohio 44115-2851  
Phone: 216-241-7333 • Fax: 216-241-0105  
E-mail: [dasma@dasma.com](mailto:dasma@dasma.com)**

## Rolling Door Labels

The members of DASMA's Rolling Door Division agreed that there was a need to create an industry-standardized set of labels to be affixed to rolling door products. The labels provide users of these products with helpful safety information. Three "safety" labels were created, using the guidelines of ANSI Z535 series of standards regarding the content and format of product safety labels. It is important to recognize that, in accordance with the ANSI Z535 standard, the word "warning" on an orange background indicates that serious injury or death could occur from the hazard stated on the label.

ANSI Z535.4 states that the manufacturer should include information on maintenance or replacement of safety signs or labels. This information is as follows:

**Maintenance:** Product safety labels should be periodically inspected and cleaned by the product user as necessary to maintain good legibility for safe viewing distance.

**Replacement:** Product safety labels should be replaced by the product user when they no longer meet the legibility requirements for safe viewing distance. In cases where products have an extensive expected life or where exposed to extreme conditions, the product user should contact either the product manufacturer or some other source to determine a means for obtaining replacement labels.

Descriptions of labels created by DASMA are as follows:

- **RDD-200, Fire Door Safety Label**

This label warns of the fact that a fire door could close rapidly at any time. The label also instructs users not to block or wedge a fire door open, to note if the door is working properly, and to ensure that the door is inspected and drop tested regularly. The label is intended to be placed at a readable height on the door drive side guide or jamb.

---

**Note: Technical Data Sheets are information tools only and should not be used as substitutes for instructions from individual manufacturers. Always consult with individual manufacturers for specific recommendations for their products and check the applicable local regulations.**

This Technical Data Sheet was prepared by the members of DASMA's High Performance Door Division. DASMA is a trade association comprising manufacturers of high performance doors, fire doors, grilles, counter shutters, sheet doors, and related products; upward-acting residential and commercial garage doors; operating devices for garage doors and gates, sensing devices, and electronic remote controls for garage doors and gate operators; as well as companies that manufacture or supply either raw materials or significant components used in the manufacture and installation of the Active Members' products.

ROLLING DOOR DIVISION  
**TECHNICAL DATA SHEET**  
**#267**

- **RDD-201, Tension Headplate Safety Label**

This label warns that when adjusting the spring tension, this action could result in death or serious injury. The label instructs on whom should make adjustments and repairs, and the position the door must be in when making spring adjustments. The label is intended to be placed on the door tension head-plate or tension head-plate cover, or within 12- inches of components under tension such that the label is fully visible upon door installation.

- **RDD-202, Rolling Door Safety Label**

This label warns of the hazards of a moving door, and that a door should not be closed unless the doorway is clear. A list of instructions is also given pertaining to safe operation of a rolling door. The label is intended to be placed at a readable height on the door drive side guide or jamb.

- **RDD-203, Annual Inspection & Drop Test Record**

This label is intended for use by trained door systems technicians to document on an annual basis that a door has undergone drop testing and inspection in accordance with NFPA 80. The label is intended to be placed at a readable height on either the door guide or wall.

- **RDD-204, Alternate Rolling Sheet Door Bottom Bar Safety Label**



This label is an alternate to RDD-202 and can be placed on the bottom bar of a rolling door when operated from the opposite coil side.

---

**Note: Technical Data Sheets are information tools only and should not be used as substitutes for instructions from individual manufacturers. Always consult with individual manufacturers for specific recommendations for their products and check the applicable local regulations.**

This Technical Data Sheet was prepared by the members of DASMA's High Performance Door Division. DASMA is a trade association comprising manufacturers of high performance doors, fire doors, grilles, counter shutters, sheet doors, and related products; upward-acting residential and commercial garage doors; operating devices for garage doors and gates, sensing devices, and electronic remote controls for garage doors and gate operators; as well as companies that manufacture or supply either raw materials or significant components used in the manufacture and installation of the Active Members' products.

ROLLING DOOR DIVISION  
**TECHNICAL DATA SHEET**  
**#267**



<b>⚠ WARNING</b>

<b>Fire door could close RAPIDLY at any time and result in death or serious injury</b> <b>Do NOT stand in doorway.</b>
<b>SAFETY INSTRUCTIONS</b>
<ol style="list-style-type: none"><li>1. DO NOT block/wedge door open.</li><li>2. Conditions that prevent normal or emergency operations must be corrected without delay per NFPA 80.</li><li>3. Repair parts must be obtained from the door manufacturer per NFPA 80.</li><li>4. Inspect and test annually per NFPA 80 and building code requirements.</li><li>5. Use manufacturer's instructions to inspect and drop test fire door. Release of the automatic closing device with the door in the closed position may damage the door.</li></ol>
Place label at readable height on door drive side guide or jamb. Do NOT remove, cover, or paint over label. This label should be inspected periodically for legibility, and a replacement label should be ordered from the door manufacturer as needed.
 12/07 RDD-200 ©

**RDD-200**  
**Size: 1¾" x 7⅝"**

**Note: Technical Data Sheets are information tools only and should not be used as substitutes for instructions from individual manufacturers. Always consult with individual manufacturers for specific recommendations for their products and check the applicable local regulations.**

This Technical Data Sheet was prepared by the members of DASMA's High Performance Door Division. DASMA is a trade association comprising manufacturers of high performance doors, fire doors, grilles, counter shutters, sheet doors, and related products; upward-acting residential and commercial garage doors; operating devices for garage doors and gates, sensing devices, and electronic remote controls for garage doors and gate operators; as well as companies that manufacture or supply either raw materials or significant components used in the manufacture and installation of the Active Members' products.

ROLLING DOOR DIVISION  
**TECHNICAL DATA SHEET**  
**#267**



<b>⚠ WARNING</b>

<b>Components under extreme spring tension could result in death or serious injury.</b>
<b>SAFETY INSTRUCTIONS</b>
<p>1. Repairs and adjustments must be made by a trained rolling door systems technician using the proper tools and instructions.</p> <p>2. Door <b>must</b> be fully opened when making adjustments.</p>
<p>Do NOT remove, cover, or paint over label.</p> <p>This label should be inspected periodically for legibility, and a replacement label should be ordered from the door manufacturer as needed.</p>

12/07 <span style="float: right;">RDD-201©</span>
Order # _____

**RDD-201**  
**Size: 2¼" x 4½"**

**Note: Technical Data Sheets are information tools only and should not be used as substitutes for instructions from individual manufacturers. Always consult with individual manufacturers for specific recommendations for their products and check the applicable local regulations.**

This Technical Data Sheet was prepared by the members of DASMA's High Performance Door Division. DASMA is a trade association comprising manufacturers of high performance doors, fire doors, grilles, counter shutters, sheet doors, and related products; upward-acting residential and commercial garage doors; operating devices for garage doors and gates, sensing devices, and electronic remote controls for garage doors and gate operators; as well as companies that manufacture or supply either raw materials or significant components used in the manufacture and installation of the Active Members' products.

ROLLING DOOR DIVISION  
**TECHNICAL DATA SHEET**  
**#267**

<b>⚠ WARNING</b>

<b>Moving door could result in death or serious injury</b> <b>Do NOT close door until doorway is clear</b>
<b>SAFETY INSTRUCTIONS</b>
<ol style="list-style-type: none"><li>1. Control the speed of the door during manual operation.</li><li>2. Do not stand or walk under moving door.</li><li>3. Keep doorway clear and in full view while operating door.</li><li>4. Do NOT permit children to play on, near, or with door, or operate door controls.</li><li>5. Unlock door before opening door.</li><li>6. Sensing devices on motor operating doors should be tested frequently.</li><li>7. Adjustments or repairs must ONLY be made by a trained door systems technician using proper tools and instructions.</li><li>8. Visually inspect door and hardware monthly for worn and/or broken parts and check if door operates freely. DO NOT operate a door with a broken spring.</li></ol>
Place label at a readable height on door drive side guide or jamb. Do NOT remove, cover, or paint over label. This label should be inspected periodically for legibility, and a replacement label should be ordered from the door manufacturer as needed.
 12/07 RDD-202 ©

**RDD-202**  
**Size: 1½" x 7½"**

**Note: Technical Data Sheets are information tools only and should not be used as substitutes for instructions from individual manufacturers. Always consult with individual manufacturers for specific recommendations for their products and check the applicable local regulations.**

This Technical Data Sheet was prepared by the members of DASMA's High Performance Door Division. DASMA is a trade association comprising manufacturers of high performance doors, fire doors, grilles, counter shutters, sheet doors, and related products; upward-acting residential and commercial garage doors; operating devices for garage doors and gates, sensing devices, and electronic remote controls for garage doors and gate operators; as well as companies that manufacture or supply either raw materials or significant components used in the manufacture and installation of the Active Members' products.

ROLLING DOOR DIVISION  
**TECHNICAL DATA SHEET**  
**#267**

## Annual Fire Door Drop Test Record

NFPA-80 and building codes require that this fire door be inspected and drop tested annually. A written record must be maintained and made available to the authority having jurisdiction. This fire door was last inspected and drop tested:

Date \_\_\_\_\_

Technician \_\_\_\_\_

Company \_\_\_\_\_

*Refer to the Rolling Steel Fire Door Drop Test Form for a complete report.*

***This fire door must work properly at all times:***

Conditions that prevent normal or emergency operation must be corrected without delay per NFPA 80.

Repair parts must be obtained from the door manufacturer per NFPA 80.

Place label at a readable height on door drive side guide or jamb.

Do NOT remove, cover, or paint over label.

This label should be inspected periodically for legibility, and a replacement label should be ordered from the door manufacturer as needed.



12/07

RDD-203 ©



**RDD-203**

**Size: 1½" x 7¾"**

**Note: Technical Data Sheets are information tools only and should not be used as substitutes for instructions from individual manufacturers. Always consult with individual manufacturers for specific recommendations for their products and check the applicable local regulations.**

This Technical Data Sheet was prepared by the members of DASMA's High Performance Door Division. DASMA is a trade association comprising manufacturers of high performance doors, fire doors, grilles, counter shutters, sheet doors, and related products; upward-acting residential and commercial garage doors; operating devices for garage doors and gates, sensing devices, and electronic remote controls for garage doors and gate operators; as well as companies that manufacture or supply either raw materials or significant components used in the manufacture and installation of the Active Members' products.

ROLLING DOOR DIVISION  
**TECHNICAL DATA SHEET**  
**#267**

<b>⚠ WARNING</b>	<b>SAFETY INSTRUCTIONS</b>	<p>4. Do NOT permit children to play on, near, or with door, or operate door controls.</p> <p>5. Unlock door before opening door.</p> <p>6. Sensing devices on motor operated doors should be tested frequently.</p>	<p>7. Adjustments or repairs must ONLY be made by a trained door systems technician using proper tools and instructions.</p> <p>8. Visually inspect door and hardware monthly for worn and/or broken parts and check if door operates freely. DO NOT operate a door with a broken spring.</p>	<p>Attach label to bottom bar.</p> <p>Do NOT remove, cover, or paint over label.</p> <p>This label should be inspected periodically for legibility, and a replacement label should be ordered from the door manufacturer as needed.</p>	
 <p><b>Moving door could result in death or serious injury.</b></p> <p>Do NOT close door until doorway is clear.</p>	<p>1. Control the speed of the door while manually operating.</p> <p>2. Do not stand or walk under moving door.</p> <p>3. Keep doorway clear and in full view while operating door.</p>				
		12/07	RDD-204 ©		

**RDD-204**  
**Size: 8½" x 1½"**

**Note: Technical Data Sheets are information tools only and should not be used as substitutes for instructions from individual manufacturers. Always consult with individual manufacturers for specific recommendations for their products and check the applicable local regulations.**

This Technical Data Sheet was prepared by the members of DASMA's High Performance Door Division. DASMA is a trade association comprising manufacturers of high performance doors, fire doors, grilles, counter shutters, sheet doors, and related products; upward-acting residential and commercial garage doors; operating devices for garage doors and gates, sensing devices, and electronic remote controls for garage doors and gate operators; as well as companies that manufacture or supply either raw materials or significant components used in the manufacture and installation of the Active Members' products.

**Printing Guidelines**  
**DASMA Safety Labels for Doors**

- Construction:** Polypropylene Over-laminate  
Semi-Gloss Paper Face Stock  
Permanent Adhesive  
40# liner
- Overlamine:** A tough, clear bi-axially oriented polypropylene film designed for high strength and good resistance to environmental factors.
- Facestock:** A super calendered lightweight coated face stock  
Designed for good rotary flexographic printing.
- Adhesive:** A permanent adhesive designed for high initial tack and ultimate bond strength to a wide range of substrates including glass, painted metal, painted wood, and low surface energy plastics.

**Minimum Application Temperature: +25°F**

**Service Temperature Range: -65°F to +160°F**

- Liner:** A 40# (2.5 mil) super-calendered kraft liner featuring high internal strength, toughness, and tear resistance.  
Has excellent die cutting and stripping properties for use in sheeted and roll-to-roll applications.
- Storage:** Ideal storage conditions are 72°F with 50% RH.  
Extremes of temperature and humidity should be avoided.

---

**Note: Technical Data Sheets are information tools only and should not be used as substitutes for instructions from individual manufacturers. Always consult with individual manufacturers for specific recommendations for their products and check the applicable local regulations.**

This Technical Data Sheet was prepared by the members of DASMA's High Performance Door Division. DASMA is a trade association comprising manufacturers of high performance doors, fire doors, grilles, counter shutters, sheet doors, and related products; upward-acting residential and commercial garage doors; operating devices for garage doors and gates, sensing devices, and electronic remote controls for garage doors and gate operators; as well as companies that manufacture or supply either raw materials or significant components used in the manufacture and installation of the Active Members' products.